












Features

FreeForm Rapid set Self-Levelling Underlayment (SLU) is polymer-modified cement powder matrix that has high flow and fast drying characteristics. Rapid Set SLUs are typically useful in renovation type of applications, when available time is short and the final flooring has to be quickly set. FreeForm Rapid Set SLUs help laying of next floor covering within hours after its installation. They help create a flat and smooth surface with excellent technical characteristics. SLUs are very relevant now as the degree of flatness and smoothness required for floor covering products has increased, with vinyl goods becoming thinner and floor tiles becoming larger, for example.

Key features include:

 Rapid Setting & Drying Fast completion of project	 Thin Layer Application Environment friendly	 Lower Dimensional Shrinkage Fewer cracks in concrete
 High Adhesion to Substrate Less peeling off High bonding	 Slight Flexibility in Material Less cracks Large panel sizes	 High Strength High durability Low maintenance cost
 Extensively Tested Quality assurance for you	 No Contamination Better performance	 High Consistency Peace of mind

Application

- On mother slab for levelling application
- For renovation works
- Before application of final overlays

Appearance

Supplied as single component premixed fortified mortar. Only water has to be added at site

Specifications

Max. Aggregate Size	Compressive Strength
4 mm	>40 N/mm ²
Flexure Strength	Bulk Density
>7 N/mm ²	~1360 kg/m ³
Wet Density	Output/Coverage
~2200 kg/m ³	~2.2 kg /mm/m ²
Water Requirement	
~22.5% of weight	
Work Time	
Minimum 30 minutes. Will be less when temperatures exceed 28°C or humidity less than 50%	

Application Thickness

We recommend to use the SLU material in 0 to 12 mm thickness.

Base Surface Preparation

The concrete base or other floor bases must be clean, free of dust and grease. The base must be consistent, without loose particles and disaggregation. The foundation should have a minimum tensile strength of 1.5 MPa. The base must be visually dry. Cracks in the base should be repaired. Weak bases must be removed or restored. The foundation should be ground or blasted and then aspirated.

Application/Installation Method

Please refer to separate sheet for guidance on application method.

Curing

The finished surface may be lightly sprayed with water soon after completion of work in case of hot and windy climate, to prevent excess drying out.

Open to Traffic

6 hours for foot traffic and installation of tiles within 12 to 24 hours.

Packing

25 kg bag

Shelf Life

Minimum 3 months from date of packing before opening. Use within few hours of opening. Store in dry conditions.

Precautions

Should be stored away from moisture or water.

Applicable Standards

EN 13813 Screed material and floor screeds. Screed material- Properties and requirements

Technical Support

☎ 9374001415

✉ support@freeformbyvyara.in

Disclaimer

Any recommendations for application techniques are based on experiences. It is advisable to adapt processing techniques and material quantities to the given local conditions and we refer in this context to our general terms of sale and delivery. Hairline crack formation or deformation by shrinkage on principle cannot be excluded with the offered system and thus are not considered as technical defect. Test areas are strongly recommended before usage/execution in larger areas.

Health Precautions

This product contains cement and has an alkaline reaction with moisture/water. Adequately protect hands and eyes. In case of contact with eyes consult doctor immediately.

Interior, Exterior & Industrial Floors | Wall Finishes | Base Materials | Sealants | DIY